

Scientific Poster Layout

Title 8-15 words (50-120 pt)

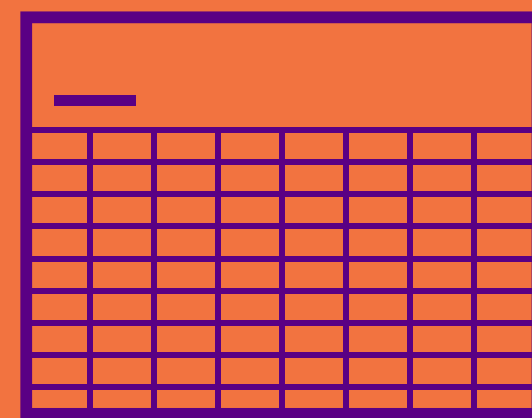
Name, Department, Institution, Email

ABSTRACT

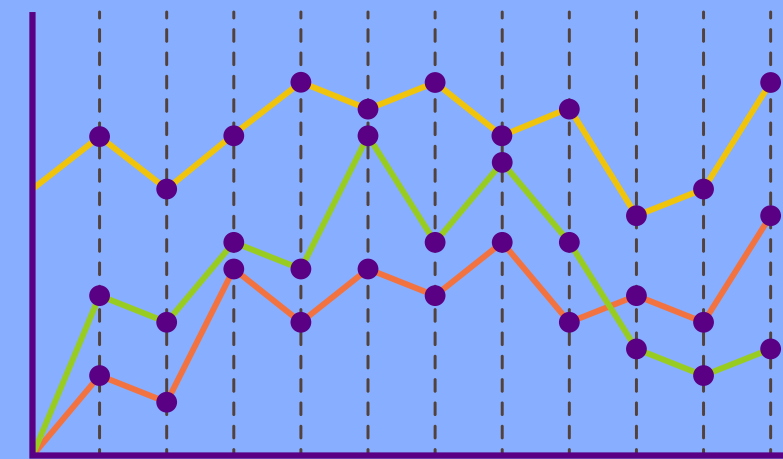
The abstract is one of the most important parts of your poster, alongside your title and figures. It should be 200-300 words in length with a 24-30 font size or pt. The most recommended fonts to use for your poster are Arial, Helvetica, and Open Sans.

METHODOLOGY

This section is also known as Materials and Methods. This should be explained in 100-200 words (24-30 pt) and it can include 1-2 figures.



RESULTS




It is best to show and tell when you can, rather than write. Remember your presentation or interactions will be limited to around 5-15 minutes. Figures will make your work look more approachable.

DISCUSSION

The Discussion section can sometimes be grouped with the Results. This section could also be identified as the Conclusion. The information here can be explained in 100-200 words (24-30 pt) with 1-2 figures.

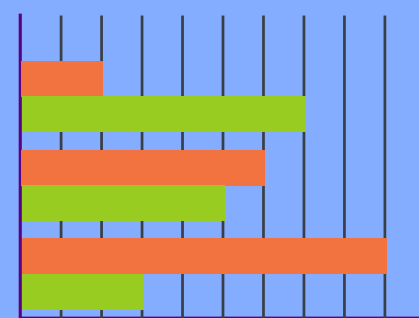
INTRODUCTION

The introduction will be around 100-200 words (24-30 pt). It can include 1-2 figures (illustrations, tables, charts, and photos).



RESULTS

This section is also known as Data Analysis. Your results should be explained with 100-200 words (24-30 pt) and 1-3 figures.



REFERENCES

All relevant sources should be cited. The citation format will vary depending on the requirements of the professional scientific society hosting the conference.

ACKNOWLEDGEMENTS

This section can be written in 10-100 words (16-20pt). Keep in mind that anything written in less than 20 pt will be hard to read.

