



The Essay: Content & Structure


Important notice



At the end of this presentation there is a link to a Google Forms quiz. It is recommended that you score 80% or higher.

Please take your time viewing and studying this material before you proceed with the quiz.


Objectives



Identify all the parts
of an essay



Examine in detail
the purpose of each
part of an essay



Illustrate the
structure of a basic
outline for an essay

Expository vs Argumentative Essay

- Most essays written in academia can be categorized into **expository essays** or **argumentative essays**.

Expository

informs the reader


Argumentative

persuades the reader

- While both types of essays are written for different purposes, they are structurally the same. They contain the same structural components, and these components are organized in the same order.

Parts of the Essay

You can use tools like this **essay outline** to organize your content and main ideas. You can also use it as a checklist!



Essay Outline

Topic:
Essay type:

I. Introduction

A. Hook:
B. Background or context:
C. Thesis statement:

II. Development

First developmental paragraph
Main idea:
A. Topic sentence:
B. Supporting details:
 1.
 2.
 3.

Second developmental paragraph
Main idea:
A. Topic sentence:
B. Supporting details:
 1.
 2.
 3.

Third developmental paragraph
Main idea:
A. Topic sentence:
B. Supporting details:
 1.
 2.
 3.

III. Conclusion

A. Restate thesis in different words:
B. Summarize main points:
C. Final comment:

<http://generales.uprp.edu/competencias-linguisticas/> © CDCL 2020

To download this outline template, [click here!](http://generales.uprp.edu/competencias-linguisticas/)

Introduction

This is the **first paragraph** of your essay. It must include the main idea of your assignment and the thesis statement that will be developed in the developmental paragraphs of the body.

Introduction

Hook (optional)

Background or context

Thesis statement

Developmental paragraph #1

Topic sentence

3 supporting details minimum

Developmental paragraph #2

Topic sentence

3 supporting details minimum

Introduction: Hook

A **hook** is a sentence that attempts to capture the reader's attention.

It will usually contain information that is interesting, informative or serious about the topic to be discussed.

Introduction

Hook (optional)

Background or context

Thesis statement

Developmental paragraph #1

Topic sentence

3 supporting details minimum

Developmental paragraph #2

Topic sentence

3 supporting details minimum

Introduction: Background

In many cases, readers will need additional information that provides the **context** to understand the writer's train of thought throughout the essay.

Ex. If an essay were to inform the reader about the city of San Juan, the background section of the introduction should at least provide general information about this city.

Introduction

Hook (optional)

Background or context

Thesis statement

Developmental paragraph #1

Topic sentence

3 supporting details minimum

Developmental paragraph #2

Topic sentence

3 supporting details minimum

Introduction: Thesis statement

A **thesis statement** is the posture you take in your essay. It's expressed in **one sentence**. It can also be direct or indirect:

A **direct thesis statement** declares an explicit main idea expressed in three subthemes that will comprise the three developmental.

An **indirect thesis statement** declares an explicit main idea but does not contain the three subthemes in the sentence.

Introduction

Hook (optional)

Background or context

Thesis statement

Developmental paragraph #1

Topic sentence

3 supporting details minimum

Developmental paragraph #2

Topic sentence

3 supporting details minimum

Example Introduction

Like Rome, San Juan wasn't built in a day. Similarly, the city doesn't rely solely on one color to maintain its reputation as a vibrant and colorful city. This bustling Caribbean city, the capital of the commonwealth of Puerto Rico, is beloved both its by residents and by the tourists that visit throughout the year. The use of bright and saturated colors throughout the history and culture of Puerto Rico are iconic elements of the Puerto Rican spirit, culture and lifestyle.

Introduction

Hook (optional)

Background or context

Thesis statement

Developmental paragraph #1

Topic sentence

3 supporting details minimum

Developmental paragraph #2

Topic sentence

3 supporting details minimum

Developmental Paragraphs

The **developmental paragraphs** will contain the majority of your content.

Support your thesis statement with a minimum of 3 developmental paragraphs.

Each development paragraph must have the following elements:

- A topic sentence

- At least 3 supporting sentences

Introduction

- Hook (optional)

- Background or context

- Thesis statement

Developmental paragraph #1

- Topic sentence

- 3 supporting details minimum

Developmental paragraph #2

- Topic sentence

- 3 supporting details minimum

Developmental Paragraphs: Topic Sentence



Begin this paragraph with a topic sentence that establishes clear **support of the thesis statement** in your Introduction.

Topic sentences limit the number of topics that are discussed in a paragraph.

This is done to avoid discussing multiple topics in one developmental paragraph.

Introduction

Hook (optional)

Background or context

Thesis statement

Developmental paragraph #1

Topic sentence

3 supporting details minimum

Developmental paragraph #2

Topic sentence

3 supporting details minimum

Development Paragraphs: Supporting Sentences

Your **supporting sentences** should contain one of the following components:

Statistics

Examples

Descriptions

Reasons

Direct quotes

Indirect quotations

Paraphrases

Introduction

Hook (optional)

Background or context

Thesis statement

Developmental paragraph #1

Topic sentence

3 supporting details minimum

Developmental paragraph #2

Topic sentence

3 supporting details minimum

Example: 1st Developmental Paragraph

Puerto Ricans use color to express their emotions and desires, as well as to enlighten their spirits with celebrations and festivals. In addition, one of the most popular and colorful Puerto Rican arts are the “vejigante masks” used in festivals to represent malignant spirits in the island’s folklore. According to Vargas, these masks are made in black, white and yellow, but today many are painted in a variety of bright colors (47). These masks resemble the colorful streets of Old San Juan and they both reflect the spirit of a lively people.

Introduction

Hook (optional)

Background or context

Thesis statement

Developmental paragraph #1

Topic sentence

3 supporting details minimum

Developmental paragraph #2

Topic sentence

3 supporting details minimum

Example: 2nd Developmental Paragraph



The explosion of colors in the capital city also symbolizes the importance of the preservation of Puerto Rican culture. During the 1940s the colonial houses of Old San Juan were nearly destroyed. Luckily, the Puerto Rican anthropologist Ricardo Alegría called for their preservation and argued the buildings were a cultural expression of the island's history (Nazario 36). Due to this initiative, the many rehabilitated historic buildings shine like gems on the coast of the capital today.

Introduction

Hook (optional)

Background or context

Thesis statement

Developmental paragraph #1

Topic sentence

3 supporting details minimum

Developmental paragraph #2

Topic sentence

3 supporting details minimum

Example: 3rd Developmental Paragraph



Puerto Rican lifestyle is as rich as the color wheel. Originally a colony of Spain, and currently a territory of the US, Puerto Ricans have been heavily influenced by Spanish and US culture (Tamargo 44). Nevertheless, this fact did not hinder the creation of a sense of national identity and pride. This richness is evidenced in their daily lives and, moreover, in their food, art and music.

Developmental paragraph #3

Topic sentence

3 supporting details minimum

Conclusion

Summary of points discussed in development paragraphs

Final comment (optional)

Conclusion

The **conclusion** should restate the idea expressed in the thesis statement without being repetitive.

It must have the following components:

- A brief summary of points discussed in the developmental paragraphs

- A final comment (optional)

Developmental paragraph #3

- Topic sentence

- 3 supporting details minimum

Conclusion

- Summary of points discussed in development paragraphs

- Final comment (optional)

Conclusion: Summary of Key Points



Your conclusion must briefly summarize the most important points that were discussed in the developmental paragraphs.

Do not add new information in this part of the essay because it is specifically intended to recap previously discussed points and information found in the developmental paragraphs.

Developmental paragraph #3

Topic sentence

3 supporting details **mínimum**

Conclusion

Summary of points discussed in development paragraphs

Final comment (optional)

Conclusion: Final Comment

The **final comment** can be a general impression on the topic discussed, a reaffirmation of the posture you took throughout the essay or a call to action aimed at the reader.

Do not add new information in your final comment. Such information must be discussed in the developmental paragraphs, not in the conclusion.

Developmental paragraph #3

Topic sentence

3 supporting details minimum

Conclusion

Summary of points discussed in development paragraphs

Final comment (optional)

Example Conclusion

In conclusion, pastel-colored buildings found around the island are a vivid symbol of a colorful culture that should be admired and preserved. The next time you find yourself in Old San Juan, let the rich palette of hues remind you not only of its crystal blue beaches and vibrant flora, but also of its people!

Developmental paragraph #3

Topic sentence

3 supporting details minimum

Conclusion

Summary of points discussed in development paragraphs

Final comment (optional)

Essay Structure Don'ts

DON'T FORGET TO WRITE A THESIS STATEMENT.

- Without a thesis statement, the reader is forced to read the topics and arguments found in the essay without knowing what is the main motive trying to be demonstrated in the first place.

DON'T FORGET TO WRITE A TOPIC SENTENCES FOR EACH DEVELOPMENT PARAGRAPH.

- Without a topic sentence, the development paragraph will not have a clear motive of its own.

DON'T WRITE ABOUT A NEW TOPIC IF YOU HAVE NOT FINISHED WRITING ABOUT THE PREVIOUS TOPIC.

- Writing about two topics at the same time debilitates the arguments you introduced because you are not developing them adequately as you would if you would have written them separately.

Para finalizar, haga clic sobre el enlace para tomar la prueba y enviar el informe a su profesor(a):

<https://forms.gle/s7RuJcS9TDRCw8PE7>

¡Gracias por utilizar los recursos del



Conozca más sobre nuestros recursos virtuales:

<http://generales.uprrp.edu/competencias-linguisticas/>



BY-NC-ND
CDCL 2021

Johaneses Ríos Ghigliotty
Tutor

Craig M Graham Barnes, PhD
Coordinador de Inglés

Laura Martínez Ortiz, PhD
Directora del CDCL



BY-NC-ND
CDCL 2021

